



Location: CMA5b - Pedestrian Plaza

Report on 24-hour TSP monitoring for EP-376/2009

Action Level - 209.9 µg/m³

Limit Level - 260 µg/m³

| Date | Sampling Time | Weather Condition | Filter paper no. | Filter Weight, g | | Elapse Time, hr | | Sampling Time, hr | Flow Rate, m ³ /min | | | Total Volume, m ³ | TSP Level, µg/m ³ |
|-----------|---------------|-------------------|------------------|------------------|--------|-----------------|----------|-------------------|--------------------------------|------------------------|---------|------------------------------|------------------------------|
| | | | | Initial | Final | Initial | Final | | Initial, Q _{si} | Final, Q _{sf} | Average | | |
| 29-Sep-18 | 8:00 | Fine | 27582 | 2.6556 | 2.8542 | 10927.49 | 10951.49 | 24.00 | 1.02 | 1.02 | 1.02 | 1464 | 135.7 |
| 05-Oct-18 | 8:00 | Fine | 27636 | 2.6840 | 2.9686 | 10954.49 | 10978.49 | 24.00 | 1.52 | 1.52 | 1.52 | 2184 | 130.3 |
| 11-Oct-18 | 8:00 | Cloudy | 27720 | 2.6886 | 2.8333 | 10981.49 | 11005.49 | 24.00 | 1.03 | 1.03 | 1.03 | 1482 | 97.6 |
| 16-Oct-18 | 8:00 | Cloudy | 27834 | 2.7195 | 2.8598 | 11008.49 | 11032.49 | 24.00 | 1.02 | 1.02 | 1.02 | 1476 | 95.1 |
| 22-Oct-18 | 8:00 | Cloudy | 27812 | 2.6768 | 2.7918 | 11035.49 | 11059.49 | 24.00 | 0.92 | 0.92 | 0.92 | 1320 | 87.1 |

Report on 1-hour TSP monitoring for EP-376/2009

Action Level - 339.7 µg/m³

Limit Level - 500 µg/m³

| Date | Sampling Time | Weather Condition | Filter paper no. | Filter Weight, g | | Elapse Time, hr | | Sampling Time, hr | Flow Rate, m ³ /min | | | Total Volume, m ³ | TSP Level, µg/m ³ |
|-----------|---------------|-------------------|------------------|------------------|--------|-----------------|----------|-------------------|--------------------------------|------------------------|---------|------------------------------|------------------------------|
| | | | | Initial | Final | Initial | Final | | Initial, Q _{si} | Final, Q _{sf} | Average | | |
| 02-Oct-18 | 8:10 | Fine | 27657 | 2.6962 | 2.7101 | 10951.49 | 10952.49 | 1.00 | 1.02 | 1.02 | 1.02 | 61 | 227.0 |
| 02-Oct-18 | 9:50 | Fine | 27652 | 2.6798 | 2.6928 | 10952.49 | 10953.49 | 1.00 | 1.02 | 1.02 | 1.02 | 61 | 212.3 |
| 02-Oct-18 | 10:55 | Fine | 27645 | 2.6763 | 2.6775 | 10953.49 | 10954.49 | 1.00 | 1.02 | 1.02 | 1.02 | 61 | 19.6 |
| 08-Oct-18 | 8:20 | Fine | 27223 | 2.6525 | 2.6709 | 10978.49 | 10979.49 | 1.00 | 1.02 | 1.02 | 1.02 | 61 | 300.9 |
| 08-Oct-18 | 13:30 | Fine | 27698 | 2.6879 | 2.7045 | 10979.49 | 10980.49 | 1.00 | 1.02 | 1.02 | 1.02 | 61 | 271.5 |
| 08-Oct-18 | 14:40 | Fine | 27705 | 2.6911 | 2.7075 | 10980.49 | 10981.49 | 1.00 | 1.02 | 1.02 | 1.02 | 61 | 268.2 |
| 12-Oct-18 | 8:04 | Cloudy | 27711 | 2.6897 | 2.6964 | 11005.49 | 11006.49 | 1.00 | 1.03 | 1.03 | 1.03 | 62 | 108.6 |
| 12-Oct-18 | 9:20 | Cloudy | 27722 | 2.6796 | 2.6939 | 11006.49 | 11007.49 | 1.00 | 1.03 | 1.03 | 1.03 | 62 | 231.7 |
| 12-Oct-18 | 13:00 | Cloudy | 27703 | 2.6756 | 2.6896 | 11007.49 | 11008.49 | 1.00 | 1.03 | 1.03 | 1.03 | 62 | 226.8 |
| 18-Oct-18 | 14:00 | Cloudy | 27611 | 2.6734 | 2.6840 | 11032.49 | 11033.49 | 1.00 | 1.03 | 1.03 | 1.03 | 62 | 171.8 |
| 18-Oct-18 | 15:15 | Cloudy | 27776 | 2.6714 | 2.6820 | 11033.49 | 11034.49 | 1.00 | 1.03 | 1.03 | 1.03 | 62 | 171.8 |
| 18-Oct-18 | 16:37 | Cloudy | 27779 | 2.6769 | 2.6873 | 11034.49 | 11035.49 | 1.00 | 1.03 | 1.03 | 1.03 | 62 | 168.6 |
| 23-Oct-18 | 8:03 | Cloudy | 27782 | 2.6732 | 2.6801 | 11059.49 | 11060.49 | 1.00 | 0.92 | 0.92 | 0.92 | 55 | 125.4 |
| 23-Oct-18 | 9:40 | Cloudy | 27905 | 2.7024 | 2.7099 | 11060.49 | 11061.49 | 1.00 | 0.92 | 0.92 | 0.92 | 55 | 136.3 |
| 23-Oct-18 | 13:00 | Cloudy | 27900 | 2.6539 | 2.6583 | 11061.49 | 11062.49 | 1.00 | 0.92 | 0.92 | 0.92 | 55 | 80.0 |

Remarks: Due to interruption of electricity, the 1hr TSP was rescheduled from 6 October to 8 October 2018.



Location: CMA6a - WDII PRE Office

Report on 24-hour TSP monitoring for EP-376/2009

Action Level - 207.1 µg/m³

Limit Level - 260 µg/m³

| Date | Sampling Time | Weather Condition | Filter paper no. | Filter Weight, g | | Elapse Time, hr | | Sampling Time, hr | Flow Rate, m ³ /min | | | Total Volume, m ³ | TSP Level, µg/m ³ |
|-----------|---------------|-------------------|------------------|------------------|--------|-----------------|---------|-------------------|--------------------------------|------------------------|---------|------------------------------|------------------------------|
| | | | | Initial | Final | Initial | Final | | Initial, Q _{si} | Final, Q _{sf} | Average | | |
| 29-Sep-18 | 8:00 | Fine | 27569 | 2.6422 | 2.7630 | 4612.04 | 4636.04 | 24.00 | 1.10 | 1.10 | 1.10 | 1579 | 76.5 |
| 05-Oct-18 | 8:00 | Fine | 27635 | 2.6820 | 2.7841 | 4639.04 | 4663.04 | 24.00 | 0.98 | 0.98 | 0.98 | 1410 | 72.4 |
| 11-Oct-18 | 8:00 | Cloudy | 27697 | 2.6868 | 2.7780 | 4666.04 | 4690.04 | 24.00 | 1.05 | 1.05 | 1.05 | 1511 | 60.4 |
| 16-Oct-18 | 8:00 | Cloudy | 27746 | 2.6734 | 2.7515 | 4693.04 | 4717.04 | 24.00 | 1.04 | 1.04 | 1.04 | 1504 | 51.9 |
| 22-Oct-18 | 8:00 | Cloudy | 27813 | 2.6667 | 2.7740 | 4720.04 | 4744.04 | 24.00 | 1.05 | 1.05 | 1.05 | 1518 | 70.7 |

Report on 1-hour TSP monitoring for EP-376/2009

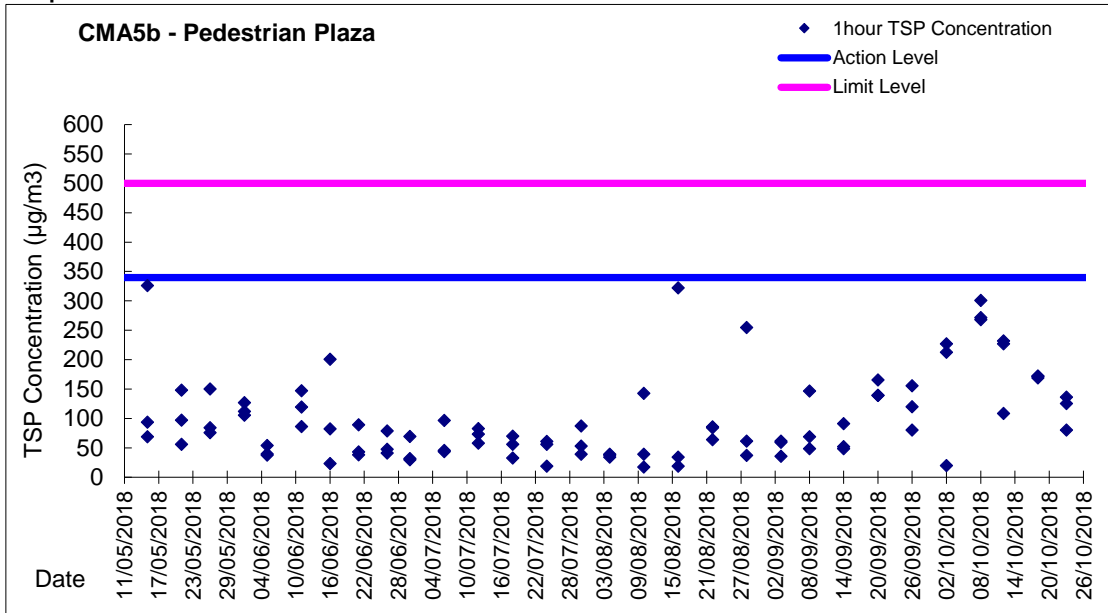
Action Level - 333 µg/m³

Limit Level - 500 µg/m³

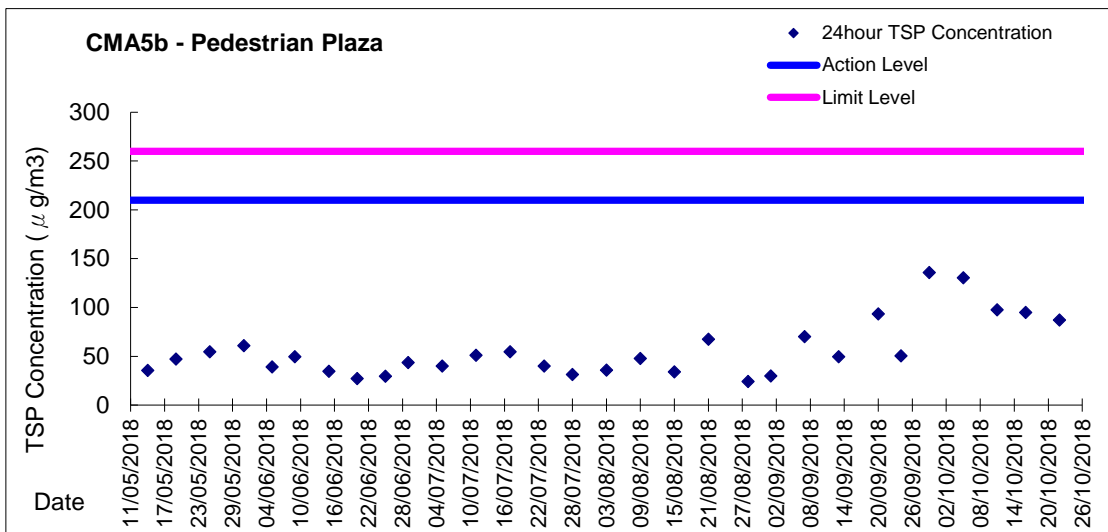
| Date | Sampling Time | Weather Condition | Filter paper no. | Filter Weight, g | | Elapse Time, hr | | Sampling Time, hr | Flow Rate, m ³ /min | | | Total Volume, m ³ | TSP Level, µg/m ³ |
|-----------|---------------|-------------------|------------------|------------------|--------|-----------------|---------|-------------------|--------------------------------|------------------------|---------|------------------------------|------------------------------|
| | | | | Initial | Final | Initial | Final | | Initial, Q _{si} | Final, Q _{sf} | Average | | |
| 02-Oct-18 | 8:20 | Fine | 27656 | 2.6777 | 2.6886 | 4636.04 | 4637.04 | 1.00 | 1.04 | 1.04 | 1.04 | 62 | 174.6 |
| 02-Oct-18 | 10:05 | Fine | 27648 | 2.6929 | 2.6965 | 4637.04 | 4638.04 | 1.00 | 0.98 | 0.98 | 0.98 | 59 | 61.2 |
| 02-Oct-18 | 13:00 | Fine | 27643 | 2.6977 | 2.7058 | 4638.04 | 4639.04 | 1.00 | 1.04 | 1.04 | 1.04 | 62 | 129.8 |
| 06-Oct-18 | 8:40 | Fine | 27227 | 2.6584 | 2.6651 | 4663.04 | 4664.04 | 1.00 | 1.04 | 1.04 | 1.04 | 62 | 107.5 |
| 06-Oct-18 | 9:45 | Fine | 27225 | 2.6493 | 2.6550 | 4664.04 | 4665.04 | 1.00 | 1.04 | 1.04 | 1.04 | 62 | 91.4 |
| 06-Oct-18 | 14:53 | Fine | 27574 | 2.6667 | 2.6746 | 4665.04 | 4666.04 | 1.00 | 1.04 | 1.04 | 1.04 | 62 | 126.7 |
| 12-Oct-18 | 8:10 | Cloudy | 27690 | 2.6886 | 2.6911 | 4690.04 | 4691.04 | 1.00 | 0.99 | 0.99 | 0.99 | 59 | 42.2 |
| 12-Oct-18 | 9:30 | Cloudy | 27724 | 2.6479 | 2.6510 | 4691.04 | 4692.04 | 1.00 | 0.99 | 0.99 | 0.99 | 59 | 52.3 |
| 12-Oct-18 | 13:00 | Cloudy | 27748 | 2.6652 | 2.6689 | 4692.04 | 4693.04 | 1.00 | 1.11 | 1.11 | 1.11 | 67 | 55.6 |
| 18-Oct-18 | 14:00 | Cloudy | 27832 | 2.6939 | 2.6956 | 4717.04 | 4718.04 | 1.00 | 1.11 | 1.11 | 1.11 | 66 | 25.6 |
| 18-Oct-18 | 15:27 | Cloudy | 27816 | 2.6773 | 2.6798 | 4718.04 | 4719.04 | 1.00 | 1.11 | 1.11 | 1.11 | 66 | 37.6 |
| 18-Oct-18 | 16:45 | Cloudy | 27814 | 2.6769 | 2.6800 | 4719.04 | 4720.04 | 1.00 | 1.11 | 1.11 | 1.11 | 66 | 46.6 |
| 23-Oct-18 | 8:05 | Cloudy | 27892 | 2.7101 | 2.7135 | 4744.04 | 4745.04 | 1.00 | 1.05 | 1.05 | 1.05 | 63 | 53.7 |
| 23-Oct-18 | 9:45 | Cloudy | 27887 | 2.6869 | 2.6901 | 4745.04 | 4746.04 | 1.00 | 1.05 | 1.05 | 1.05 | 63 | 50.6 |
| 23-Oct-18 | 13:00 | Cloudy | 27908 | 2.6717 | 2.6728 | 4746.04 | 4747.04 | 1.00 | 1.05 | 1.05 | 1.05 | 63 | 17.4 |



Graphic Presentation of 1 hour TSP Result for EP-376/2009

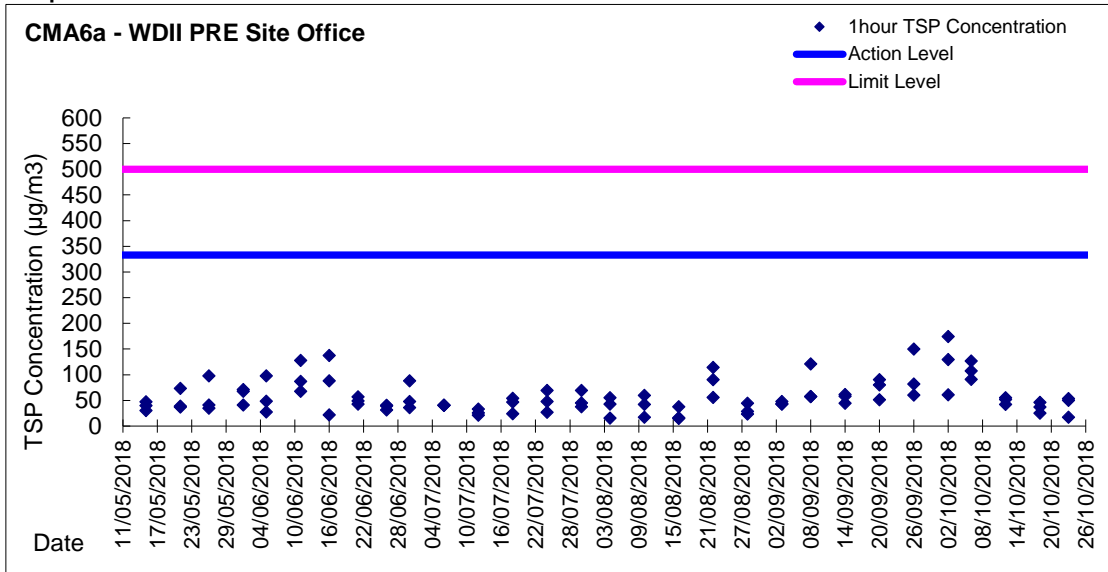


Graphic Presentation of 24 hour TSP Result for EP-376/2009





Graphic Presentation of 1 hour TSP Result for EP-376/2009



Graphic Presentation of 24 hour TSP Result for EP-376/2009

